



Everbright Income Focus Fund

(A Sub-Fund of China Everbright Fortune Fund Series)

As of 30 September 2020

Factsheet

Important Note:

- Investments in debt securities will be subject to risks associated with debt securities, such as Interest rates, Credit / Counterparty risk, Downgrading, Credit rating, Valuation, Sovereign debt and Liquidity risk.
- Convertible bonds and hybrid securities are a hybrid between debt and equity, permitting holders to convert into shares in the company issuing the bond at a specified future date. As such, convertibles will be exposed to equity movement and greater volatility than straight bond investments. Investments in convertible bonds and hybrid securities are subject to the same interest rate risk, credit risk, liquidity risk and prepayment risk associated with comparable straight bond investments.
- Investing in contingent convertible bonds will be subject to risks such as Trigger level risk / conversion risk, Coupon cancellation risk, Sector concentration risk and Novelty and untested nature.
- Investment in perpetual securities will be subject to the above risks associated with debt securities for a perpetual period such as interest rates risk and credit risk. Perpetual securities may be callable after a specified period of time. Investing in such perpetual securities may be subject to the risk of the perpetual bonds being recalled by the issuers in times of the interest rates falling sharply. Also, some perpetual securities are structured to allow the coupon payment to be deferred, hence there is no guarantee that coupon payments will be received by the Sub-Fund on a regular and steady basis.
- The Sub-Fund's net asset value may be affected unfavourably by fluctuations in the exchange rates between these currencies and the base currency and by changes in exchange rate controls.
- Distributions of the Sub-Fund may be paid out of the capital or effectively out of capital of the Sub-Fund. Payment of distributions out of capital or effectively out of capital amounts to a return or withdrawal of part of an investor's original investment or from any capital gains attributable to that original investment. Any such distributions may result in an immediate reduction of the net asset value of the relevant units.
- You should not base your investment decision solely on this document.
- Please read the offering document including EM & KFS for details of the fund, in particular those associated with investments in China and other emerging markets.

Fund Objective

The investment objective of the Fund is to aim to provide investors with regular income and steady capital appreciation by investing in a diversified portfolio of debt securities in the global markets.

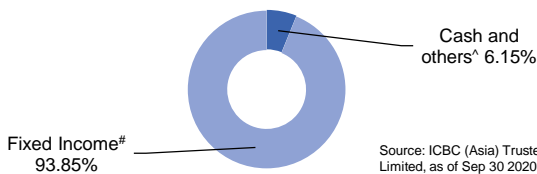
Fund Information

Manager	China Everbright Securities (HK) Limited
Investment Adviser	China Everbright Assets Management Limited
Trustee	ICBC (Asia) Trustee Company Limited
Custodian	Industrial and Commercial Bank of China (Asia) Limited
Dividend Policy ¹	Class A USD (Accumulating) Units: No dividends payment. Class A HKD/USD (Distributing) Units, Class I HKD /RMB/ USD Units: Currently declared on a monthly basis, subject to the Manager's discretion.
Inception Date:	03 April 2018
Unit NAV (cumulated):	11.49 (as of September 30 2020)

Fund Charges

	Class A	Class I
Min. Investment	Class A HKD (Distributing): HKD 10,000 Class A USD (Accumulating): USD 1,000 Class A USD (Distributing): USD 1,000	Class I HKD: HKD10,000,000 Class I RMB: RMB10,000,000 Class I USD: USD 1,000,000
Subscription Fee	Up to 5%	
Management Fee	1.25% p.a. for NAV of USD 1million (M) or below 1.00% p.a. for NAV in the region of above USD 1M and 10M 0.27% p.a. for NAV above USD 10M	1.00% p.a. for NAV in the region of USD 1million (M) and 10M 0.27% p.a. for NAV of above USD 10M
Dealing frequency	Daily	

Asset Allocation** (%)



Top 10 Portfolio Holdings (% Market Value)

SHINFN 5 7/8 PERP	4.88%	BOCHKL 5.9 PERP	2.84%
SRENVX 4 1/4 PERP	4.08%	HUANEN 3 12/10/29	2.84%
MSINS 4.95 PERP	3.18%	LNGFOR 3.95 09/16/29	2.83%
VNKRLE 5.35 03/11/24	2.94%	PINGIN 4 3/8 09/10/23	2.83%
QBEAU 5 7/8 PERP	2.87%	CITNAT 4.35 PERP	2.80%

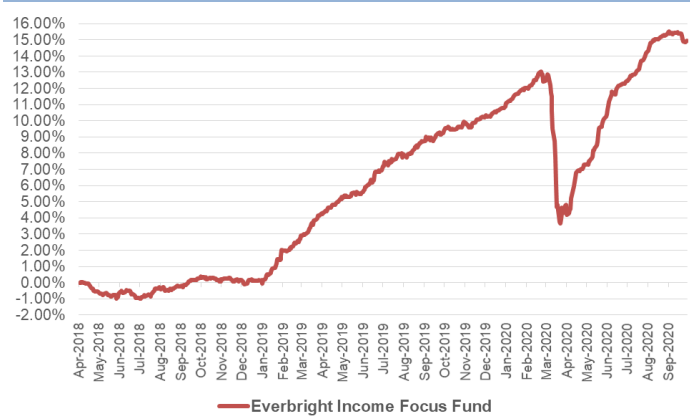
Source: ICBC (Asia) Trustee Company Limited, as of Sep 30 2020

Top 10 Industries (% Market Value)

Banks	18.15%	Diversified Banks	5.81%
Real Estate	16.37%	Life Insurance	5.21%
Property & Casualty Insurance	11.67%	Transportation & Logistics	4.65%
Power Generation	10.96%	Metals & Mining	4.60%
Chemicals	3.86%	Utilities	2.93%

Source: ICBC (Asia) Trustee Company Limited, as of Sep 30 2020

Cumulative Performance (Net of Fee)



Monthly Return¹

Class I	Jan	Feb	Mar	Apr	May	Jun	Jul	Aug	Sep	Oct	Nov	Dec	Annual return	YTD (%) ^{^^}
2018	/	/	/	-0.53%	-0.37%	-0.05%	0.61%	0.10%	0.49%	-0.13%	0.03%	-0.03%	0.12% ^{^^}	/
2019	1.55%	1.11%	1.34%	0.96%	0.38%	1.31%	0.99%	0.65%	0.48%	0.58%	0.33%	0.51%	10.68%	/
2020	1.10%	0.36%	-6.92%	2.52%	2.63%	2.09%	1.61%	1.11%	-0.34%				/	3.73%

NOTE:

- **Asset Allocation/composition of the Fund: Due to rounding, the sum of portfolio may not equal to 100%.
- ¹May include account payables, and account receivables (if any).
- #Include debt securities, net position of financial derivatives and reverse repurchase agreement but net of repurchase agreement, if any.
- [^]Performance information is based on the stated share class only, in fund currency, month end NAV to NAV, with dividends (if any) reinvested.
- ^{^^}This represents performance from launch date (i.e. 3 April 2018) to end of calendar year 2018 (i.e. 31 December 2018)
- ^{^^^}This represents year-to-date performance.

Investment involves risks, past performance is not a guide to future performance. Please refer to the offering documents of the respective funds for details, including risk factors. The information contained within this document has been obtained from sources that China Everbright Securities (HK) Limited believe to be reliable and accurate at the time of issue but no representation or warranty, expressed or implied, is made as to the fairness, accuracy or completeness of the information. This document does not constitute investment advice and should not be used as the basis of any investment decision, nor should it be treated as a recommendation for any investment. The information in this document must not be edited and/or reproduced in whole or in part without the prior consent of China Everbright Securities (HK) Limited.



光大焦點收益基金

(中國光大富尊基金系列的子基金)

基金概要

截止至2020年9月30日

重要提示:

- 債務證券投資將承受與債務證券相關的風險，例如利率、信貸/交易對手風險、降級、信貸評級、評估、主權債務和流動性風險。
- 可轉換債券和混合證券是債務和權益之間的混合體，允許持有人在指定的未來日期轉換為發行債券的公司的股份。因此，與直接債券投資相比，可轉換債券將面臨股本波動和更大的波動性。可轉換債券和混合證券的投資要承受與直接債券投資相關的相同利率風險、信用風險、流動性風險和預付款風險。
- 投資或有可轉換債券將承受或觸發風險/轉換風險、息票取消風險、行業集中風險和包含新穎性或未經測試的性質。
- 永續證券的投資將長期承受與債務證券相關的上述風險，例如利率風險和信用風險。在指定的時間段之後，永續證券有機會被贖回。投資於此類永續證券可能會面臨在利率急劇下降時發行人贖回永續證券的風險。同樣，某些永續證券的結構允許遞延票息支付，因此不能保證子基金會定期穩定地收取票息支付。
- 子基金的資產淨值可能受資產貨幣與基礎貨幣之間的匯率波動以及匯率控制的變化產生不利影響。
- 子基金的派息可從子基金的資本中支付或有效地從子基金的資本中支付，從資本中或有效地從資本中支付分配款，相當於從投資者原本的投資中或從原本的投資應佔的任何資本收益中退回或提取部分金額，任何此類派息都可能導致相關單位的資產淨值立即減少。
- 投資者不應僅根據本文檔做出投資決定。
- 有關該基金的詳細資料，請閱讀發行文件（包括基金說明書和產品資料概要），包括有關中國及其他新興市場風險。

基金目標

子基金的投資目標旨在透過投資於由環球市場的債務證券組成的分散投資組合，以為投資者提供定期收入及穩定資本增值。

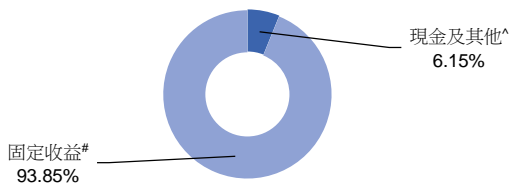
基金資料

基金經理:	中國光大證券(香港)有限公司
基金投資顧問:	中國光大資產管理有限公司
受托人:	工銀亞洲信託有限公司
托管行:	中國工商銀行(亞洲)有限公司
派息政策 ¹ :	A類美元(累積)單位:不支付股息。 A類港元/美元(分發)單位、I類港元/人民幣/美元單位:目前在每月的基礎上宣布,由基金經理全權決定。
成立日期:	2018年4月3日
單位淨值:	11.49 (2020年9月30日)

基金費用

	A類	I類
最低首次認購額	港元(分派): 10,000港元 美元(累積/分派): 1,000美元	港元: HKD 10,000,000 人民幣: RMB 10,000,000 美元: USD 1,000,000
初始認購費	最多為5%	
管理費(每年)	100萬美元或以下: 1.25% 100萬至1,000萬美元: 1.00% 1,000萬美元以上: 0.27%	10萬至1,000萬美元: 1.00% 1,000萬美元以上: 0.27%
交易頻率	每個營業日	

資產分配** (%)



來源: 工銀亞洲信託有限公司 (2020年9月30日)

基金表現[†]

I類	一月	二月	三月	四月	五月	六月	七月	八月	九月	十月	十一月	十二月	年回報	年至今(%) ^{***}
2018	/	/	/	-0.53%	-0.37%	-0.05%	0.61%	0.10%	0.49%	-0.13%	0.03%	-0.03%	0.12% ^{^^}	/
2019	1.55%	1.11%	1.34%	0.96%	0.38%	1.31%	0.99%	0.65%	0.48%	0.58%	0.33%	0.51%	10.68%	/
2020	1.10%	0.36%	-6.92%	2.52%	2.63%	2.09%	1.61%	1.11%	-0.34%				/	3.73%

提示:

**資產分配/組合: 由於四捨五入, 投資組合的總和可能不等於100%。

[^]可能包括應付帳款和應收帳款(如果有)。

[#]包括債券、金融衍生品的淨頭寸與逆回購協議, 但扣除正回購協議(如果有)。

[†]基金表現僅基於指定的單位類別。計算基礎: 每月末資產淨值對資產淨值(以基金貨幣計算)。所得股息(如果有)會進行再投資和計算在內。

^{^^}這表示從發布日期(即2018年4月3日)到2018年年末(即2018年12月31日)的表現。

^{***}這表示年至今表現。

投資涉及風險。過去的表現並不代表未來的表現。有關風險因素的詳情, 請參閱各基金的發行文件。本文檔中包含的信息均來自中國光大證券(香港)有限公司認為在發行時是可靠和準確的信息, 但未就其公平性、準確性或完整性做出任何明示或暗示的陳述或保證。本文檔不構成投資建議, 不應用作任何投資決策的基礎, 也不應被視為任何投資的建議。未經中國光大證券(香港)有限公司事先同意, 不得全部或部分編輯和/或複製本文檔中的信息。

如要查詢更多資料, 請聯絡中國光大證券(香港)有限公司: 香港銅鑼灣希慎道33號利園一期28樓 熱線: (852) 2106 8101 傳真: (852) 2116 1123 網址: <http://www.ebscn.hk>

註冊地址: 香港灣仔告士打道108號光大中心12樓

本文件由中國光大證券(香港)有限公司發行, 未經香港證券及期貨事務監察委員會審查。

十大持倉 (市值佔比%)

新韓金融 5 7/8 PERP	4.88%	中國銀行(香港) 5.9 PERP	2.84%
瑞士再保險 4 1/4 PERP	4.08%	中國華能 3 12/10/29	2.84%
三井住友保險 4.95 PERP	3.18%	龍湖 3.95 09/16/29	2.83%
萬科地產 5.35 03/11/24	2.94%	平安 4 3/8 09/10/23	2.83%
澳洲昆士蘭保險 5 7/8 PERP	2.87%	韓國國民銀行 4.35 PERP	2.80%

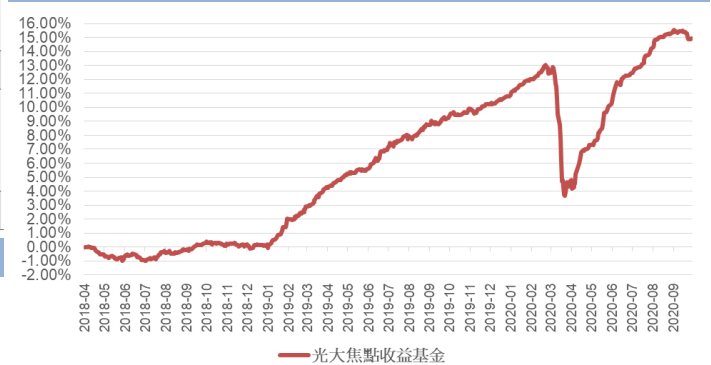
來源: 工銀亞洲信託有限公司 (2020年9月30日)

十大行業 (市值佔比%)

銀行	18.15%	多元化銀行	5.81%
不動產	16.37%	人壽保險	5.21%
產物及意外險	11.67%	運輸及物流	4.65%
發電	10.96%	金屬與礦業	4.60%
化學	3.86%	公用事業	2.93%

來源: 工銀亞洲信託有限公司 (2020年9月30日)

累積表現 (扣除費用後)



來源: 彭博 (2020年9月30日)